

MAKE A PLANT DIARY

Share your creations on social media

#COLOUROURROBOT
@BYDESIGNGROUP
#STEMATHOMELBD

You will need:



SEEDS

(e.g. beans, peas, cress)

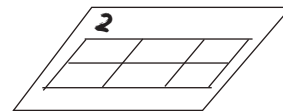


X3 SMALL PLANT POTS

(with hole in the bottom)



COMPOST




PLANT DIARY TEMPLATE


(page 2)



Use a spoon to scoop the compost into the plant pots.

Use a finger to poke a hole in the centre of the compost, then place a seed in the centre and cover with compost.

Water and place them in 3 different places around the house; different surroundings like warm, cold, light, dark.

KEY QUESTIONS

What do plants need to grow?

Which plant that was placed around the house, do you think will grow the fastest?



MY PLANT DIARY

DAY _____

Location of plant	Describe any changes you can see	Draw a picture of the plant